



**District Report Card: 2017**


<b>State:</b> Tamil Nadu	<b>District:</b> Nagapattinam
<b>Class:</b> 3	<b>Subject:</b> Language
<b>Schools:</b> 61	<b>Students:</b> 840


**Participation/Coverage**


**Students**

<b>GENDER</b> 	Boys		Girls	
	Number	%	Number	%
	394	46.90	446	53.10

<b>AREA</b> 	Rural		Urban	
	Number	%	Number	%
	656	78.10	184	21.90

<b>CATEGORY</b> 	SC		ST		OBC		GEN	
	Number	%	Number	%	Number	%	Number	%
	341	40.60	9	1.07	480	57.14	10	1.19

<b>CWSN</b> 	LD	VI	HI	S&LD	ID	Oth
	0	0	0	3	3	1

<b>Management</b> 	Government		Government-aided	
	Number	%	Number	%
	427	50.83	413	49.17

**Average Performance of Students in Language (%)**

Overall	Gender		Area		Management		Social Group			
	Male	Female	Rural	Urban	Govt.	Aided	SC	ST	OBC	GEN
56.61	55.25	57.82	56.54	56.85	55.13	58.14	52.43	31.11	60.22	48.67

## Performance on Learning Outcomes (LOs)

Learning Outcomes	Description	Average Performance(%)
L304	Reads small texts with comprehension i.e., identifies main ideas, details, sequence and draws conclusions	56.64
L312	Reads printed scripts on the classroom walls: poems, posters, charts etc.	56.55

Range of Performance of Students who Answered Correctly							
Below 30%		30% - 50%		50% - 75%		Above 75%	
Number	%	Number	%	Number	%	Number	%
104	12.38	253	30.12	296	35.24	187	22.26

## Lowest Performing Learning Outcomes (LOs)

1 - Reads printed scripts on the classroom walls: poems, posters, charts etc. (56.55)

2 - Reads small texts with comprehension i.e., identifies main ideas, details, sequence and draws conclusions (56.64)